

# 9TH INTERNATIONAL STUDENT CONFERENCE ON LOCAL SAFETY AND SECURITY



University of Maribor

Faculty of  
Criminal Justice and Security



## SAFETY AND SECURITY OF THE UNIVERSITY OF MARIBOR STUDENTS: AN EXAMPLE OF THE FACULTY FOR CRIMINAL JUSTICE AND SECURITY



Erasmus+



Slovenian Research and Innovation Agency

Špela Planinšek & Jasmina Smrečnik

# INTRODUCTION

## Safety

- the fundamental value of society
- ensures a stable environment
- affects the quality of life

## Sense of safety

- it is not just the absence of crime.
- includes trust and support
- important for the individual

## Safety in education

- important at the university
- affects success
- affects the well-being of students



# PURPOSE OF OUR SEMINAR PAPER

- University of Maribor (UM) article analysis
- Own research (interviews)
- Comparison of results
- Gain insight into the students' sense of security



# SAFETY OF STUDENTS AT THE UNIVERSITY OF MARIBOR-summary

Article (Meško, Tancer Verboten and Hacin, 2025).

- Safety of students at the University of Maribor.
- A safe environment is a condition for successful study.

Key findings

- The faculties are safe.
- The city is less safe.
- The main problem is drugs.

Conclusion

- The UM is a relatively safe environment
- Relationships, well-being and environment are important.



# PERSONAL SAFETY PERCEPTION SCALE

## PSPS-26

### PSPS-26

- measures various aspects of safety
- (fear, sense of security, environment, night time)

### Key findings

- Under stress, the sense of security decreases
- Health and finances increase the feeling of security
- social inequalities affect personal safety as well

### Recommendations

- stress reduction
- good social support
- A safe environment through education
- Important individual empowerment

Factor	Factor 1	Factor 2	Factor 3	Factor 4	Factor 5	Communalities
I am extremely afraid that I might become a victim of a crime	0.917					0.828
I fear that someone might break into my home and steal or damage my belongings	0.914					0.822
I fear that I might become a victim of terrorist-related violence	0.911					0.816
I am extremely afraid of gang activity	0.909					0.836
I fear that someone might threaten me	0.899					0.794
I feel scared that I might one day become a victim of a robbery	0.887					0.781
I fear that I might be physically assaulted	0.885					0.777
I don't feel secure when I'm home alone	0.673					0.623
I still do not feel safe, even with my friends nearby	0.588					0.650
I have sufficient knowledge of self-defense to protect myself		0.899				0.824
If I suspected someone was following me, I would face them directly		0.893				0.786
My appearance makes me feel confident and secure		0.890				0.704
If I was attacked at night, I am sure I can defend myself		0.860				0.835
I have the strength and skills to fend off criminals		0.795				0.776
I feel safe and protected when I am at home			0.801			0.684
I feel secure walking alone during the day			0.795			0.626
I usually feel safe			0.794			0.648
I feel comfortable in familiar places			0.787			0.705
My family makes me feel safe			0.765			0.672
I take alternate routes to avoid dangerous places				0.843		0.708
Generally, I prefer not to walk outside				0.790		0.627
I feel unsafe when walking through bad neighborhoods				0.789		0.621
I ensure that I stay in well-lit areas when walking outside				0.744		0.585
It is safe for children to be unattended at night					0.881	0.743
It is safe to stay alone at night					0.780	0.816
I feel confident when walking in dark areas at night					0.779	0.782
Percentage of variance explained = 73.34%	26.18%	21.10%	14.18%	7.04%	4.83%	
Cronbach's alpha = 0.835	0.950	0.928	0.844	0.804	0.870	

# INTERVIEWS WITH FACULTY FOR CRIMINAL JUSTICE AND SECURITY

## Research approach

- Qualitative method
- Restoration of articles with interviews

## Pattern

- 8 students from Faculty for criminal justice and security
- 5 live, 3 MS Teams
- Duration: 6–15 min
- semi-structured interviews

## 3 key areas:


- general sense of security
- digital security
- comparison between the old and new Faculty for criminal justice and security location



# COMPARATIVE ANALYSIS OF THE INTERVIEWS

## Analysis

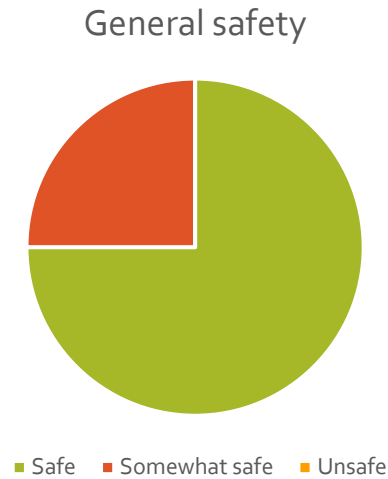
- comparison of students' perception of safety
- Use of selective coding



# INTERVIEW RESULTS

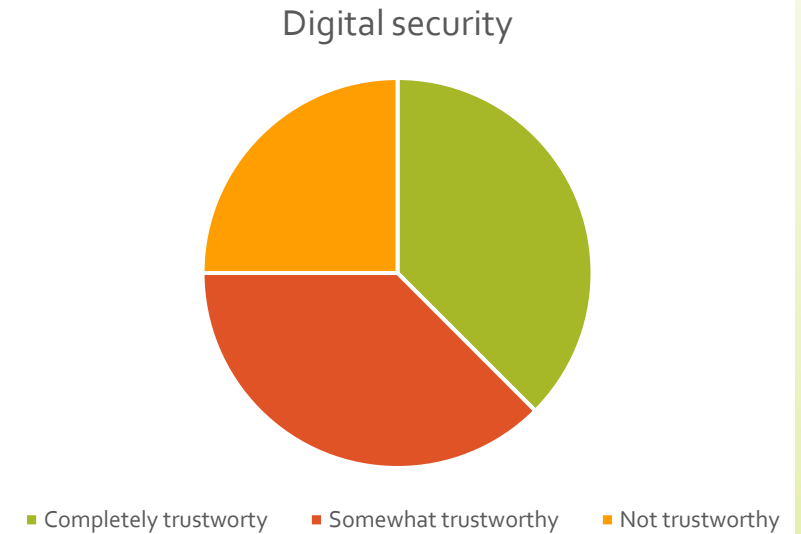
## General safety

- most students feel safe
- depending on the situation, time and environment



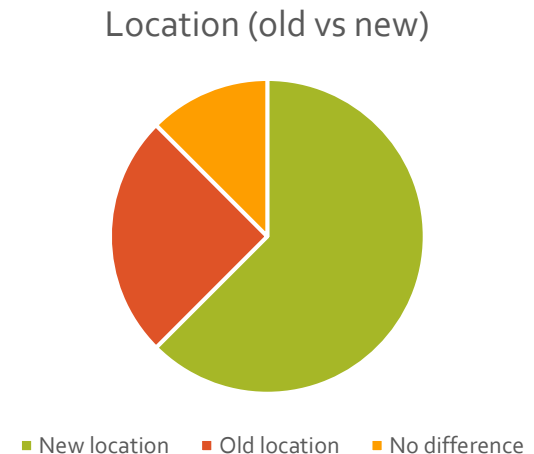
## Digital Security

- Divided opinion
- Divided UM trust levels, concerns after the cyber attack
- The prevalent problem is data protection



## Faculty for criminal justice and security location

- The new location is mostly safer.
- better control and infrastructure
- individual concerns (environment, evacuation)



# STUDENTS' SHARED FEELINGS ABOUT SAFETY

- Most students feel safe
- Feeling depends on the situation
- Greater safety with company



# CONCLUSION

## Key emphasis

- the feeling of security is subjective
- different perception of safety

## Important finding

- Psychological factors influence the level of stress and well-being, and have a significant impact on safety.

## Meaning of the research

- Interviews provide a better insight into the students' thinking.
- show the actual experience of safety

## Practical significance

- Improving safety is not just physical.
- Important factors are relationships, support, and well-being.